


# "This content cannot be displayed in a frame" Error in VisualSP Media Dialog

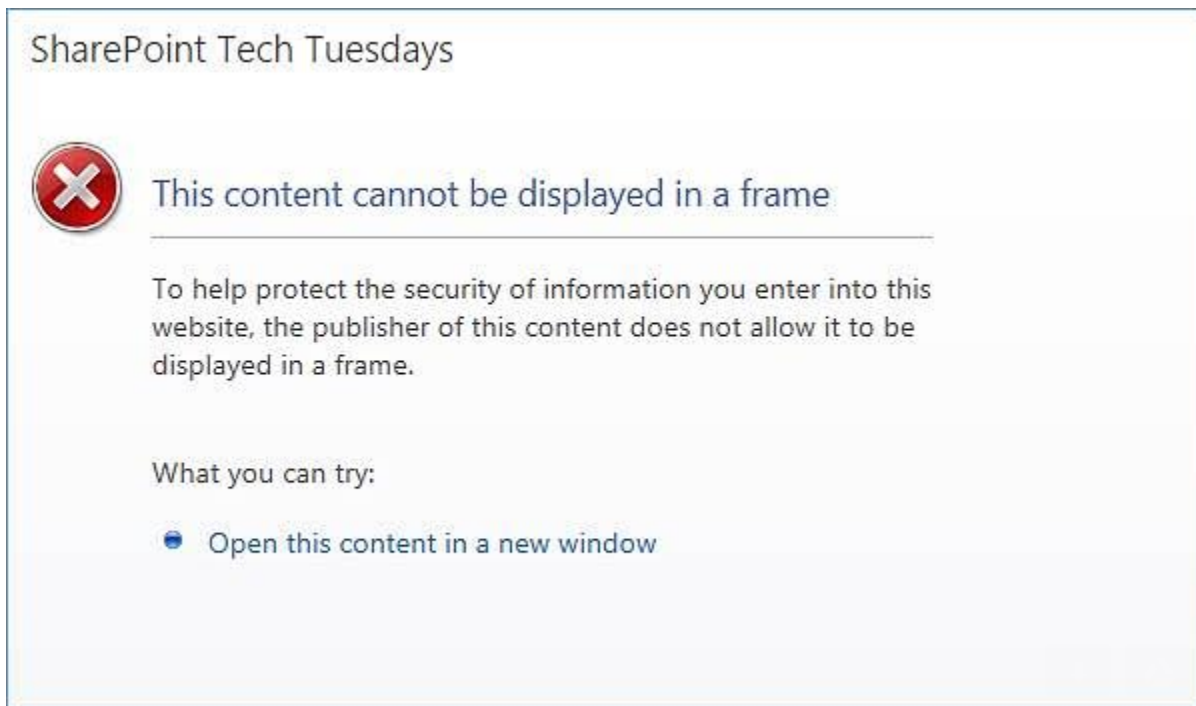
 [support.visualsp.com/knowledge-base/web-pages-say-this-content-cannot-be-displayed-in-a-frame/](https://support.visualsp.com/knowledge-base/web-pages-say-this-content-cannot-be-displayed-in-a-frame/)

December 13, 2017

Applies to: **VisualSP**

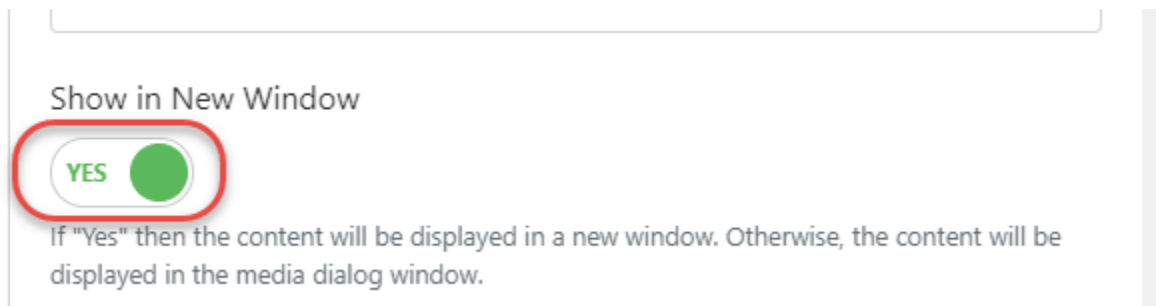
## Problem

When you add a SharePoint web page as a help item, instead of seeing the content, users see a message saying, "This content cannot be displayed in a frame".



## Solution

The easiest option is to select the Show in new window option when defining the Help Item.



If you prefer for the content to display in the VisualSP media dialog, you can find some information about changing browser settings in this article on the Microsoft Community forums.

Updated on January 18, 2018

Tagged: VisualSP