


# Turning On/Off the Help tab in a site collection – on-prem

 [support.visualsp.com/knowledge-base/turning-on-off-the-help-tab-on-prem/](https://support.visualsp.com/knowledge-base/turning-on-off-the-help-tab-on-prem/)


April 26, 2019

Applies to: **VisualSP Classic**

A site collection by default shows the Help tab with the Help items being inherited from the VisualSP farm hub. The Help tab can be toggled on/off at the site collection level by a site collection administrator.

## To hide the help tab:


1. Go to Site Settings -> Site collection features
2. Deactivate **SharePoint Videos VisualSP Help Consumer Feature**



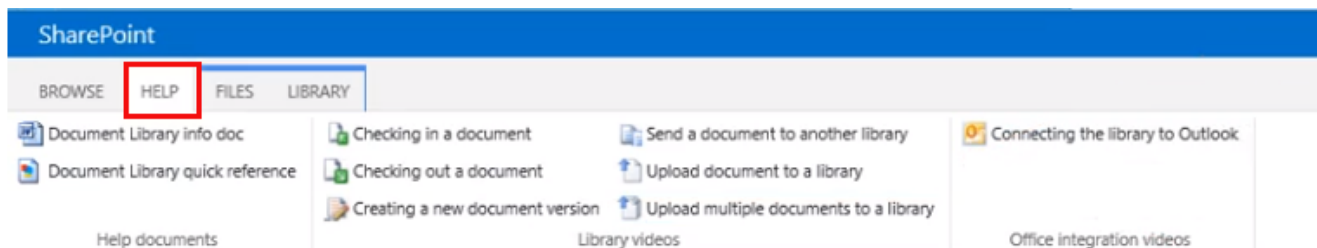
The Help tab will now be hidden from view.

## To show the help tab:

1. Go to Site Settings -> Site collection features
2. Activate **SharePoint Videos VisualSP Help Consumer Feature**



The help tab will now be visible.



Updated on April 26, 2019

Tagged: VisualSP Classic