


Use our Installation Wizard to Install or Uninstall VisualSP

 support.visualsp.com/knowledge-base/install-visualsp-with-installation-wizard/

December 20, 2017

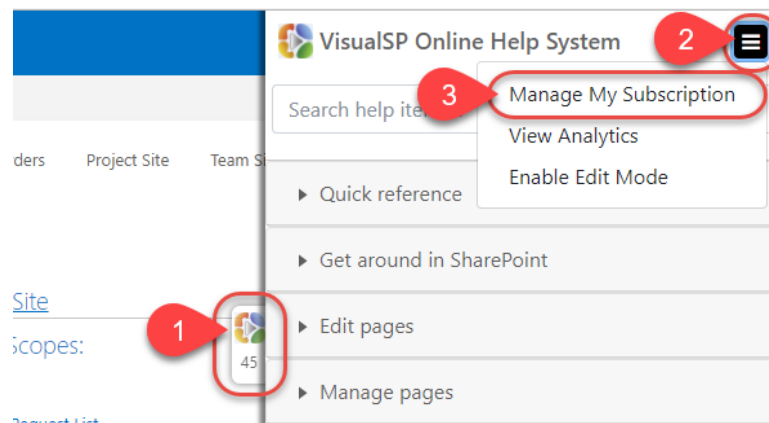
Applies to: **VisualSP, VisualSP Classic**

Note

You can use this installation wizard for SharePoint Online or SharePoint 2010/2013/2016/2019 on-premises.

Download the VisualSP Installation Wizard

1. Click the **VisualSP Help tab**
2. Click the **hamburger menu**
3. Click **Manage My Subscription**



4. Click the ***Install Application*** button.

VisualSP Online Help System Management

Subscription Permissions Users Help Items Analytics

Manage Subscription

Subscription Identifiers

Subscription Name:

Subscription ID:

Domain and/or Realm:

Script Tag:

Email Pattern:

Test Email Pattern:

Site Collection Installer:

VisualSP can be installed on a page or site collection as a *Custom Action*. All versions of SharePoint (including SharePoint Online) are supported.

Clicking on the Install Application button above will launch the install program of the application. Enter in the credentials and the location of your site collection (whether on-premises or online) and you're set!

.NET Framework required.

The Microsoft .NET Framework 4.5.2 (x86 and x64) is required on your machine for the install to work. If for some reason you don't have that on your machine, use [this link](#) instead to download and then install the application.

If you don't have VisualSP deployed to your browser yet, you can download the Installation Wizard [here](#).

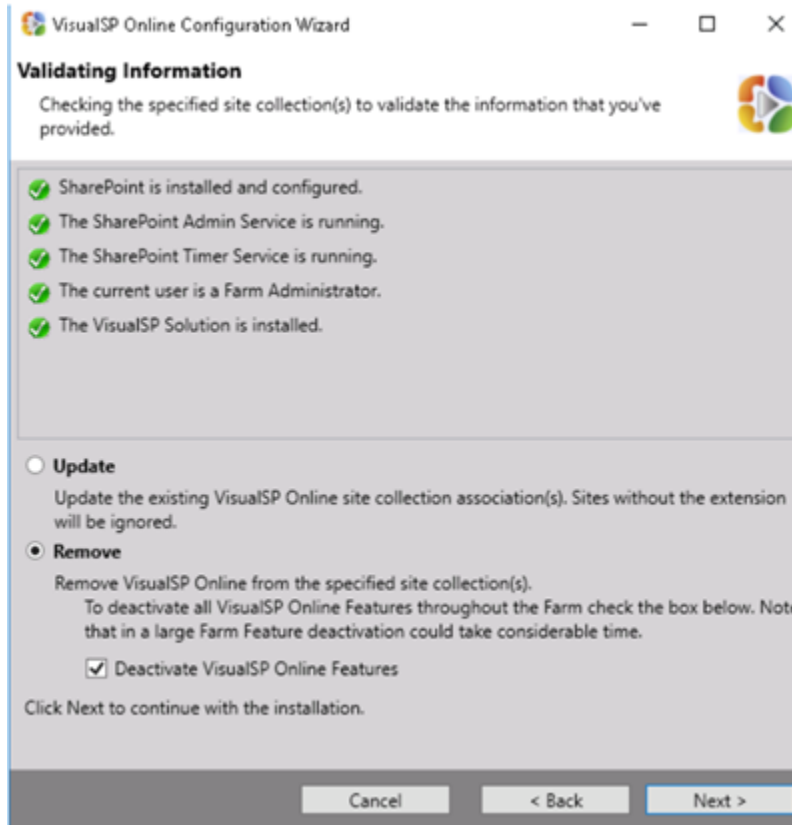
Installation

VisualSP can be installed on a site collection or across your whole tenant as a *Custom Action*. SharePoint Online and all versions of SharePoint on-prem are supported. You can follow the instructions in the wizard, or watch the video below.

We're always here if you need us: support@visualsp.com

To Uninstall VisualSP

To uninstall this application from your site collection or tenant, run the same installation wizard again. The last screen of the installation wizard will prompt you with the option to uninstall.



Updated on August 12, 2020

Tagged: VisualSPVisualSP Classic